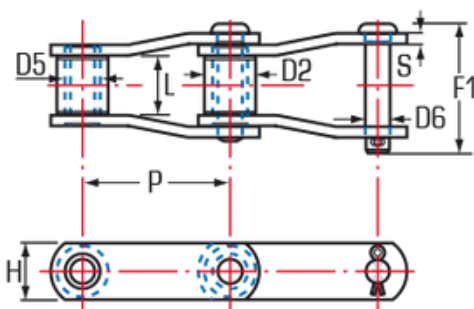


AMERICAN STANDARD ENGINEERING CHAINS

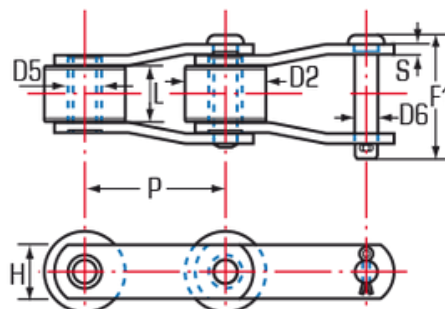


AMERICAN STANDARD ENGINEERING CHAINS WITH ROLLERS

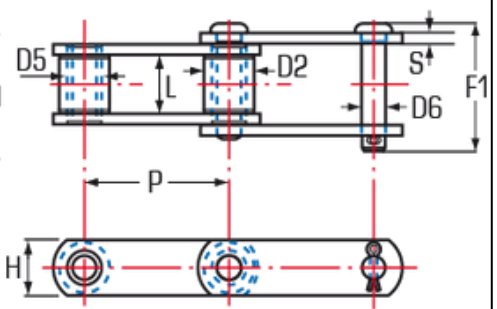
These chain conveyors excel in intermittent material handling applications, offering high strength, precise handling, and minimal elongation. Their exceptional performance is the result of years of consistent design improvements, material selection, and precise manufacturing processes.



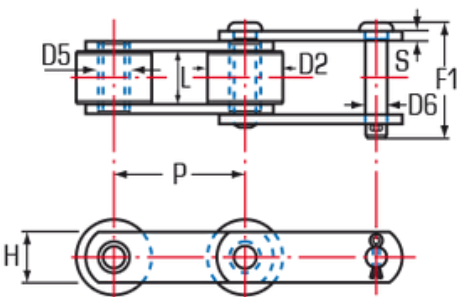
STYLE K



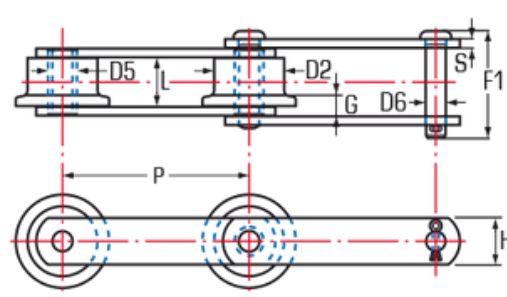
STYLE W



STYLE N



STYLE R



STYLE T

AMERICAN STANDARD ENGINEERED STEEL CHAINS WITH ROLLERS B29-15

Chain Number	Style	P	Minimum Breaking Load	Average Weight	Rollers				Bushings	Sidebars		HTC	Pins		
					Over-All Pin & Cotter	Outside Diameter	G	HTC	Outside Diameter	Between Sidebars	Thickness		Height	Diameter	HTC
					F1	D2			D5	L	S		H	D6	
					inches	lbs	lbs/ft	inches					inches		
JKR81X	N	2.609	16.000	2.50	2.14	0.88	-	T	0.63	1.07	0.16	1.13	T	0.43	C
JKR81XH	N	2.609	28.000	4.10	2.58	0.88	-	T	0.63	1.07	0.31	1.27	T	0.43	T
JKR81XHH	N	2.609	28.000	4.60	2.76	0.88	-	T	0.63	1.07	0.31	1.27	T	0.43	T
JKR1539	K	3.075	24.000	6.80	3.50	1.25	-	T	0.89	1.50	0.31	1.50	T	0.63	C
JKR0904	R	4.000	40.000	10.80	3.13	2.00	-	C	1.00	1.22	0.31	1.75	T	0.69	T
JKR1120	N	4.000	13.000	3.40	2.28	1.50	-	C	0.63	1.00	0.19	1.13	T	0.44	T
JKR188	N	4.000	13.000	4.20	2.47	1.75	-	C	0.63	1.19	0.19	1.13	T	0.44	C
JKR2188	N	4.000	23.000	7.00	3.25	1.75	-	C	0.94	1.31	0.31	1.50	T	0.63	C
JKR2102	N	4.000	56.500	9.00	-	-	-	C	1.00	2.22	0.37	1.50	T	0.62	I
JKR2868	N	4.000	56.500	12.10	4.36	1.44	-	C	1.06	2.00	0.38	1.75	T	0.75	I
JKR3952	N	4.000	62.000	12.10	4.215	1.43	-	C	1.00	2.00	0.37	1.75	T	0.75	I
JKR3945	N	4.000	45.000	9.50	4.00	1.25	-	C	1.00	2.00	0.31	1.50	T	0.62	I
JKR2848	R	4.040	48.000	11.00	4.26	1.50	-	T	1.00	2.00	0.38	2.00	T	0.69	I
JKR3420	N	4.040	23.000	7.60	3.25	2.00	-	C	0.94	1.31	0.31	1.50	T	0.63	C
JKR2268	N	4.083	100.000	13.00	4.125	1.62	-	C	1.13	2.00	0.37	2.25	T	0.75	I
JKR3950	N	4.038	45.000	9.40	3.086	1.37	-	C	1.00	2.00	0.31	1.50	T	0.62	I
JKR2858	N	4.083	57.000	13.00	4.37	1.63	-	C	1.13	2.00	0.38	2.25	T	0.75	I
JKR3285	N	4.500	91.000	21.00	4.94	2.00	-	T	1.31	2.06	0.50	2.50	T	0.94	I
JKR4604	N	4.604	45.000	12.64	4.38	1.37	-	C	1.13	2.00	0.31	1.50	T	0.625	I
JKR196	R	6.00	18.000	5.00	2.72	2.00	1.09	C	0.63	1.19	0.25	1.50	T	0.44	C
JKR0196	R	6.00	21.000	5.00	2.89	2.00	1.19	C	0.81	1.25	0.25	1.50	T	0.56	C
JKR2190	R	6.00	21.000	7.00	2.89	2.50	1.19	C	0.81	1.25	0.25	1.50	T	0.56	C
JKR1114	R	6.00	23.000	6.30	3.25	2.00	1.25	C	0.94	1.31	0.31	1.50	T	0.63	C
JKR2183	R	6.00	24.000	10.70	3.50	3.00	1.38	C	0.89	1.50	0.31	1.50	T	0.63	C
JKR3130	W	6.00	45.000	10.00	3.53	2.50	0.94	C	1.13	1.25	0.38	2.00	T	0.75	C
JKR2111	N	6.00	67.000	9.60	3.84	3.00	1.50	C	1.25	1.56	0.38	2.00	T	0.88	T
JKR2124	R	6.00	63.000	11.80	3.84	2.75	1.44	C	1.13	1.56	0.38	2.00	T	0.75	T
JKR1131	R	6.00	45.000	12.50	3.84	3.00	1.38	C	1.13	1.56	0.38	2.00	T	0.75	T
JKR2184	W	6.00	58.000	12.30	3.76	3.00	1.06	C	1.25	1.38	0.38	2.00	T	0.88	I
JKR9184	W	6.00	100.000	15.20	4.41	3.00	1.20	C	1.38	1.56	0.50	2.50	T	0.94	I
JKR2178	R	6.00	56.000	15.30	3.88	2.75	1.25	C	1.25	1.56	0.38	2.25	T	0.88	I
JKR2198	R	6.00	64.000	18.20	4.43	2.75	1.25	C	1.30	1.56	0.50	2.25	T	0.88	I
JKR5208	K	6.00	54.000	10.50	4.90	1.75	1.88	T	1.25	1.94	0.50	2.00	T	0.88	I
JKR2860	N	6.00	143.000	22.10	5.89	2.75	-	C	1.50	3.00	0.50	2.50	T	1.00	I
JKR2866	N	6.00	149.000	22.10	5.96	2.75	-	C	1.50	3.00	0.50	2.75	T	1.00	I
JKR2856	N	6.00	143.000	22.10	5.96	2.75	-	C	1.50	3.00	0.50	2.50	T	1.00	I
JKR3940	N	6.00	90.000	8.80	4.20	1.62	-	C	1.50	2.00	0.38	2.25	T	0.75	I
JKR09060	R/W	6.00	60.000	11.20	3.75	2.75	-	C	1.13	1.50	0.38	2.00	T	0.75	T
JKR2184	R/W	6.00	58.000	12.30	3.76	3.00	-	C	1.25	1.38	0.38	2.00	T	0.88	T
JKR09061	R/W	6.00	85.000	12.00	3.75	2.75	-	C	1.13	1.50	0.38	2.25	T	0.75	T
JKR1796	R/W	6.00	100.000	12.60	3.93	2.25	-	C	1.25	1.50	0.38	2.25	T	0.88	T
JKR09063	R/W	6.00	140.000	18.45	4.00	3.00	-	C	1.25	1.50	0.41	2.38	T	0.94	T