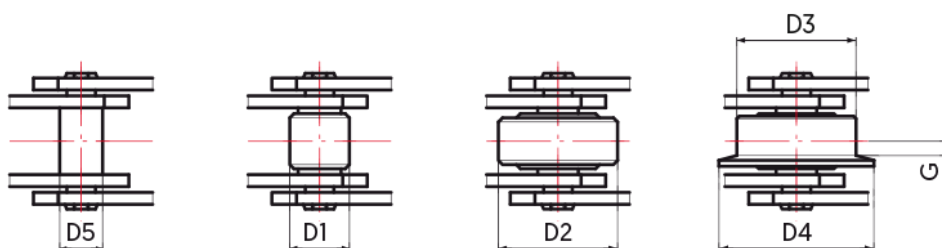
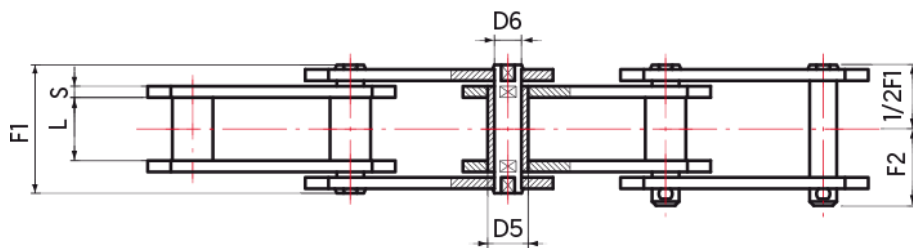
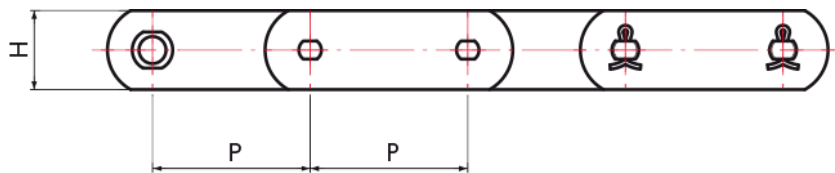


BRITISH STANDARD SOLID PIN CHAINS



BRITISH STANDARD SOLID PIN CHAINS

JOHN KING British standard is a series of roller conveyor chains that conform to imperial dimensions. They are predominant in the British market or those markets where a strong British presence has influenced engineering design and purchasing. The more common types are generally of riveted construction. The standard material selection calls for low alloy steel with case carburising. Enhanced by introducing heat treatment to side plates, making their standard product "double strength" compared to competitors.



Type A

Type B

Type C

Type D

BRITISH STANDARD SOLID PIN CHAINS BS 4116 (SP SERIES)

Chain Number	P	Breaking Load		Average Weight	Rollers			Bushings	Over-All	Between Sidebars	Sidebars			Pins Diameter
								Outside Diameter						
					D2	D4	Flange thickness	D5			Thickness	Height		
					mm	kN	kN*	kg/m			F1	L	S1	
mm														
SP43/0635/P	63.5	43	70	3.49	31.75	40	2.5	17	37	15	4	4	25	14
SP43/0762/P	76.2	43	70	3.19	31.75	40	2.5	17	37	15	4	4	25	14
SP43/0889/P	88.9	43	70	2.97	31.75	40	2.5	17	37	15	4	4	25	14
SP43/1016/P	101.6	43	70	2.80	31.75	40	2.5	17	37	15	4	4	25	14
SP43/1270/P	127.0	43	70	2.57	31.75	40	2.5	17	37	15	4	4	25	14
SP43/1524/P	152.4	43	70	2.42	31.75	40	2.5	17	37	15	4	4	25	14
SP75/0762/P	76.2	75	125	7.62	47.5	60	3.5	23	45	19	5	4	40	19
SP75/0889/P	88.9	75	125	6.95	47.5	60	3.5	23	45	19	5	4	40	19
SP75/1016/P	101.6	75	125	6.13	47.5	60	3.5	23	45	19	5	4	40	19
SP75/1270/P	127.0	75	125	5.72	47.5	60	3.5	23	45	19	5	4	40	19
SP75/1524/P	152.4	75	125	5.24	47.5	60	3.5	23	45	19	5	4	40	19
SP75/1778/P	177.8	75	125	4.90	47.5	60	3.5	23	45	19	5	4	40	19
SP75/2032/P	203.2	75	125	4.65	47.5	60	3.5	23	45	19	5	4	40	19
SP135/1016/P	101.6	135	200	14.22	66.1	82	9.5	33	58	26	7	5	50	26.9
SP135/1270/P	127.0	135	200	12.40	66.1	82	9.5	33	58	26	7	5	50	26.9
SP135/1524/P	152.4	135	200	11.80	66.1	82	9.5	33	58	26	7	5	50	26.9
SP135/1778/P	177.8	135	200	10.31	66.1	82	9.5	33	58	26	7	5	50	26.9
SP135/2032/P	203.2	135	200	9.66	66.1	82	9.5	33	58	26	7	5	50	26.9
SP135/2286/P	228.6	135	200	9.16	66.1	82	9.5	33	58	26	7	5	50	26.9
SP135/2540/P	254.0	135	200	8.64	66.1	82	9.5	33	58	26	7	5	50	26.9
SP200/1524/P	152.4	215	320	24.15	88.9	114	9.5	38	78	38	8	8	60	32
SP200/1778/P	177.8	215	320	21.87	88.9	114	9.5	38	78	38	8	8	60	32
SP200/2032/P	203.2	215	320	20.15	88.9	114	9.5	38	78	38	8	8	60	32
SP200/2540/P	254.0	215	320	18.12	88.9	114	9.5	38	78	38	8	8	60	32
SP200/3048/P	304.8	215	320	16.17	88.9	114	9.5	38	78	38	8	8	60	32
SP300/1524/P	152.4	300	420	23.38	88.9	114	10.5	38	84	38	10	8	70	32
SP300/1778/P	177.8	300	420	21.64	88.9	114	10.5	38	84	38	10	8	70	32
SP300/2032/P	203.2	300	420	19.96	88.9	114	10.5	38	84	38	10	8	70	32
SP300/2540/P	254.0	300	420	18.05	88.9	114	10.5	38	84	38	10	8	70	32
SP300/3048/P	304.8	300	420	16.04	88.9	114	10.5	38	84	38	10	8	70	32